



# How to add the right designer touch, in just 5 easy steps:



**1** Choose the item of furniture that you want to add



**2** Select its body color



Premium white




Novablack



Nougat

**3** Pick out any colour combination for the front and top




Premium white



Novablack



Simulated oak structure natural



«Bianco» glass matt



Light grey glass matt




Dark grey glass matt




Nougat glass matt



Cozy white glass



White glass



Oak veneer

**4** Choose the handle

The following features are included as standard:



Handle, 11 cm long, in high-grade steel colored or black matt

**5** Choose from the accessories

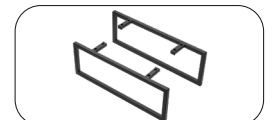
Handle variants



Shelves



Furniture feet



Extra colored outside wall

